






## Classroom Activity: Slide Show




**Goal:** To awaken enthusiasm about the Laguna and to teach basic facts and ecological concepts as they relate to the Laguna.

**Set-up:** Follow directions in the carrying case regarding the set-up of the laptop and the projector.




**NOTE:** Use this script as a guideline. It does flow well! As you are presenting, try to tie the presentation to the Learning Laguna activities as you go along.

Slide 1		<p><b>Hello! My name is_____.</b> I'm a docent for the Laguna de Santa Rosa Foundation as are the other adults here with me. Docents are guides who have studied a lot about the Laguna and the plants and animals found there.</p> <p><b>Next week we will take you out to experience the Laguna for yourself.</b></p> <p><b>Raise your hand if you have ever seen or been to the Laguna.</b></p> <p><b>Now I'm going to show you some pictures of the Laguna.</b></p>
Slide 2  <b>Birds-eye view of the Laguna</b> (use pointer)		<p><b>If you were a bird flying above the Laguna or looking down from an airplane, this is how it would look to you.</b></p> <p><b>The Laguna's <u>watershed</u> is more is much bigger than just the main waterway. The <u>watershed</u> encompasses the flood plains and uplands too. That is the trees, the land surrounding the water, and all the creeks that flow into the Laguna from the hills around the Santa Rosa Plain.</b></p> <p><b>(You may want to do the cupped hands demo.)</b></p>




<p>Slide 3</p> <p><b>Birds Eye View 2. Laguna looking North</b></p>		<p><b>Here is another picture taken from an airplane.</b></p> <p><b>This is the main channel of the Laguna.....</b></p> <p><b>.... and this is where we will be going on our field trip</b></p> <p><b>(locate the Sebastopol Preserve as the large pond left (west) of the channel, about 1/4 up from the bottom.</b></p> <p><b>Locate Kelly Farm as the second large pond from the bottom to the right (east of the channel)</b></p> <p><b>Sometimes the Laguna looks like this...</b></p>
<p>Slide 4</p> <p><b>Winter in the Laguna</b></p>		<p><b>In what season does the Laguna look like this?</b> (Get responses from children)</p> <p><b>Yes, in winter, when there's a lot of rain, the Laguna spills over its banks and into the flood plain.</b></p>
<p>Slide 5</p> <p><b>Mallard</b></p>		<p><b>A lot of different ducks live in the Laguna during the winter.</b></p> <p><b>Does anyone know the name of this duck?</b></p>





<p>Slide 6</p> <p>Spring in the Laguna</p>		<p><b>What do you notice about this picture? What is happening in nature?</b></p> <p><b>In this season, the trees and other plants are beginning to leaf out, there is less water than in winter, the water is within the banks of the Laguna and there are many flowers.</b></p> <p><b>What season is this in the Laguna?</b></p> <p><b>Yes, Spring.</b></p>
<p>Slide 7</p> <p>Canada Goose with young</p>		<p><b>In spring, lots of animals have and raise their young.</b></p> <p><b>Does anyone know the name of these birds?</b></p> <p><b>Yes, Canada geese.</b></p>
<p>Slide 8</p> <p>Summer in the Laguna</p>		<p><b>Notice there's very little water in this picture. You can almost step right across the Laguna.</b></p> <p><b>Which season do you think this picture represents?</b></p> <p><b>Yes, summer.</b></p>




<p>Slide 9</p> <p>Great Egret</p>		<p><b>This is a beautiful bird you can almost always see in the Laguna.</b></p> <p><b>Who is it?</b></p> <p><b>Yes, a great egret.</b></p>
<p>Slide 10</p> <p>Fall</p>		<p><b>Here, the leaves are changing color and falling off the trees. These trees are producing their seeds. This is a special time of year.</b></p> <p><b>What season is it in this picture? Fall in the Laguna!</b></p> <p><b>There are lots of seeds and lots of birds in the fall.</b></p> <p>There aren't as many insects to feed on in the Fall but lots of birds come to the Laguna to eat those seeds. Some birds stop over during their migration and others come to spend the winter.</p>
<p>Slide 11</p> <p>Hello (one click = hello)</p>		<p><b>Let's say hello to some of the birds that come here in the fall.</b></p> <p><b>(bufflehead, white-crowned sparrow, American robin)</b></p>

<p>Slide 12</p> <p>Goodbye to birds (one click = bye)</p>		<p><b>As it becomes colder in the fall, there are not as many insects or fruits to feed on. Some birds leave in the fall to go south where their favorite foods are more abundant; let's say goodbye to these birds – “see you next year!”</b></p> <p><b>Later you will have a chance to learn more about how birds are connected to their food sources.</b></p> <p>(western kingbird, tree swallow, Wilson's warbler)</p>
<p>Slide 13</p> <p>Oak woodlands watershed</p>		<p><b>The hills around Santa Rosa and the Laguna look something like this, covered with grasses and trees.</b></p> <p><b>When it rains the water falls on these mountains and it runs into streams and creeks and flows through Santa Rosa and over to the Laguna. Some of the water gets soaked up by the grasses on the hills...</b></p>
<p>Slide 14</p> <p>Shows mountains to the East</p>		<p><b>...and some gets soaked up by the trees.</b></p> <p><b>Can you tell where streams and creeks might be in this picture?</b></p> <p><b>That's right. Water follows the low points... all the way to the Laguna.</b></p>









<p>Slide 15</p> <p>Oak</p> <p>Click once for title, click ONE more time and all animals will come in gradually</p>		<p><b>These trees are very special. There are lots of Oaks in and around the Laguna.</b></p> <p><b><u>The Oak is a keystone species</u> of the Laguna and in the fall the oaks are making their seeds.</b></p> <p><b>As you recognize the animals that depend on oak trees you can call them out.</b>          (chorus frog, mountain lion, _____ bat, striped skunk, raccoon, ruby-crowned kinglet, garter snake, _____ moth, oak titmouse, _____ caterpillar, wood duck chicks, red-tailed hawk)</p>
<p>Slide 16</p> <p>Acorn on a branch.</p>		<p><b>Who knows what an Oak seed is called?</b></p> <p><b>When the acorns fall they provide food for a lot of animals.</b></p> <p><b>Who would eat an acorn? (Accept all answers)</b></p> <p>Click ONCE for next slide)</p>
<p>Slide 17</p> <p>Sprouted acorn</p>		<p><b>How old do you think this acorn sprout is?</b></p> <p><b>If nobody eats the acorn, it will sprout.</b></p>




<p>Slide 18</p> <p>Oaks</p>		<p><b>How old do you think these trees are?</b></p> <p>About 100 years old.</p>
<p>Slide 19</p> <p>Snag (dead oak tree)</p>		<p><b>Who would like to live around this oak tree?</b></p> <p><b>Is this tree still alive?</b></p> <p><b>How can you tell?</b></p>
<p>Slide 20</p> <p>Down dead oak</p>		<p><b>Even when it dies, it provides habitat for many animals.</b></p> <p><b>Who would like to live in this habitat?</b></p>
<p>Slide 21</p>		<p><b>Mouse</b></p>



<p>Slide 22</p> <p>Jack Rabbit</p>		<p><b>Who knows who this is?</b></p> <p><b>How would this rabbit know that we are coming?</b>  <b>We may not see any.</b>  <b>Why? It may be running away from us.</b></p> <p><b>But we may see evidence of the animals, Clues.</b></p> <p><b>What evidence might we see of a Jack Rabbit?</b></p>
<p>Slide 23</p> <p>Deer track</p>		<p><b>Can you guess who made this track?</b></p> <p><b>You will have a chance to make your own animal tracks a little later!</b></p>
<p>Slide 24</p> <p>Deer</p>		<p><b>Right!</b></p>



<p>Slide 25</p> <p>Fox</p>		<p><b>Another animal we may not see.</b></p> <p><b>Who knows what this is?</b></p> <p><b>Why won't we see this animal? This animal comes out at night, what do we call that? Nocturnal</b></p>
<p>Slide 26</p> <p>Tracks of raccoon</p>		<p><i>Use pointer</i></p> <p>Here's some evidence we may see.</p> <p><b>Who wants to guess what animal left these footprints?</b></p>
<p>Slide 27</p> <p>Raccoon</p>		<p><b>Who knows the name of this animal?</b> If no one guessed from the footprints.</p> <p><b>Raccoon</b></p>

<p>Slide 28</p> <p>Badger Home (hole/ burrow))</p>		<p><b>We may see evidence of animal's homes.</b></p> <p><b>Do you have any idea what kind of animal could have dug a hole this big? ... bigger than an adult's foot?</b></p>
<p>Slide 29</p> <p>Badger</p>		<p><b>This is one of the biggest animals in the Laguna watershed. It is a badger. They are mammals that are strong and have very long claws. They can even run fast for short periods of time.</b></p>
<p>Slide 30</p> <p>Dragonfly</p>		<p><b>This is one of the smallest animals in the Laguna.</b></p> <p><b>We'll probably see lots of insects during the field trip next week.</b></p>

<p>Slide 31</p>		<p><b>Springtime in the Laguna</b></p>
<p>Slide 32</p> <p>Goldfields</p>		<p><i>Use pointer</i></p> <p><b>These flowers are called Goldfields, they live in special places called “vernal pools.”</b>  <b>Up close they look like this.</b></p> <p><b>This is a very special flower named after Sebastopol, the Sebastopol Meadow Foam.</b></p> <p><b>And this is called Sonoma Sunshine</b></p>
<p>Slide 33</p> <p>Rosalie in vernal pool.</p>		<p><b>In the vernal pool, they look like this.</b></p>

<p>Slide 34</p> <p>Docents with kids.</p>		<p><b>You will be joining us on a field trip to the Laguna next week. We will explore and learn as we walk around the Laguna Preserve (or Kelly wetlands) looking for animals or the evidence they have left behind.</b></p>
<p>Slide 35</p> <p>Laguna image. End of show.</p>		<p><b>Today we will be doing 4 (or 5) activities; everyone will get to do all the activities.</b></p> <p><u>Have 1 group line up at the door and have teacher assign groups to the other 3 activities</u></p>
<p><b>Closing (after centers)</b></p> <p><b>Raise your hand if there is something that you would like to share about the activities that you just did.</b> (Let the children share what they learned.)</p> <p><b>Did you learn something that you didn't already know?</b></p> <p>We're excited about our fieldtrip with you next week on _____</p> <p><u>We'll be doing activities in the Laguna for two hours. Here is a list of things to bring:</u></p> <p><b>Wear sturdy walking shoes</b> (no sandals or flip flops) (You many want to find examples on children's feet and demonstrate what a good walking shoe is.)</p> <p><b>Wear Socks</b></p> <p><b>Wear a hat</b></p> <p>Have your parents put sun screen and insect repellent on you before you come to school</p> <p>Long Pants</p> <p>Backpack</p> <p>Bring lots of drinking water AND a big snack</p> <p>If you have one you may want to bring a Camera and/or Binoculars</p> <ul style="list-style-type: none"> <li>• Remind teacher that students and chaperones will need nametags for the field trip</li> <li>• Remind the teacher to have the groups pre-assigned for the field trip.</li> </ul>		